



# COVID-19 Pandemic: One Year Later

A review of Riskline's pandemic response

# One year COVID-19 review

March 2021

## Introduction

The World Health Organization (WHO) declared the COVID-19 outbreak a global pandemic on 11th March 2020. Since then, the pandemic has had a devastating impact around the world. It has led to a significant loss of life, driven economies into recession, forced many nations into multiple lockdowns, and severely curtailed international travel.

Riskline has closely tracked developments associated with COVID-19 since late December 2019, publishing our first alert on 1 January 2020 and greatly expanded our coverage on the disease once it was declared a pandemic. On 26 March 2020, we launched our industry-leading microsite to bring together all of our coronavirus coverage and reports into a single “one-stop shop” for our clients and partners. On 24 July 2020, we made the microsite accessible to everyone through a monthly subscription.

We have made several enhancements to our microsite, to keep up with the rapidly evolving nature of the disease. For example, in January this year, we added three new levels above *Extreme* to our infection maps. This was due to many countries having much higher confirmed rates of infection than when we first created our microsite, due to improvements in mass testing, and the increased transmissibility of the disease because of new strains. Our dedicated team of analysts and software developers have put in long hours to deliver these enhancements, all while maintaining our existing services.

Much has changed, mainly for the better, since six months ago when we last produced a COVID-19 response report. Countries have improved their testing operations, life-saving drugs have been discovered for patients in a critical condition from the disease, and most importantly vaccines are now being rolled out on a mass scale.

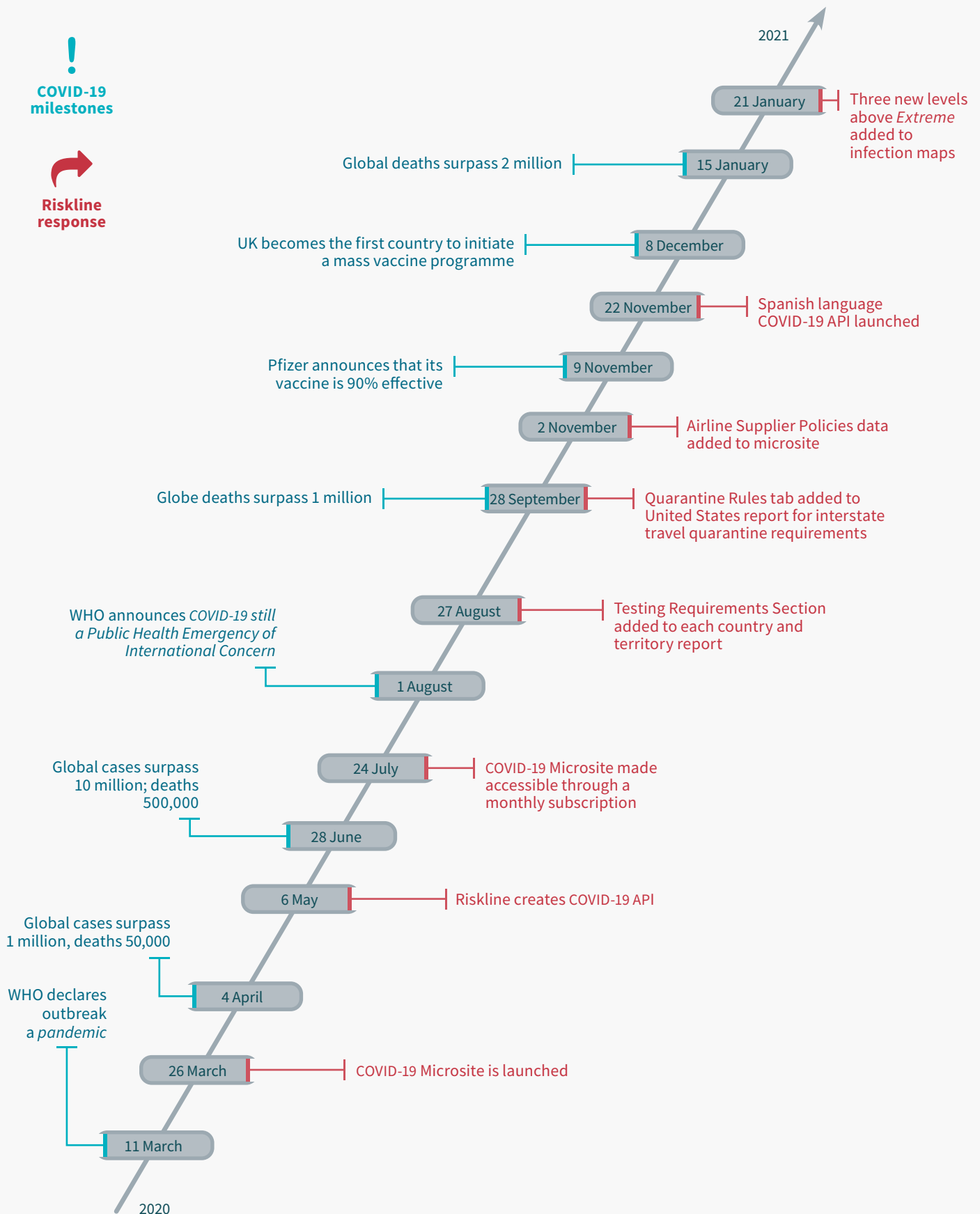
In many nations, however, there is still a long way to go before life can return to some semblance of pre-pandemic normalcy. For example, nations reliant on COVAX, a global vaccination effort led by the WHO, are currently not scheduled to achieve mass COVID-19 immunisation until at least 2024. The unequal distribution of vaccines will not just affect developing nations; the longer large areas of the globe remain unvaccinated, the greater the chance of new mutations developing that do not respond to vaccines, potentially allowing the virus to infect people that may have already been infected or vaccinated.

As the pandemic evolves, Riskline will continue to provide 24/7 risk intelligence about the disease until the day it is hopefully eradicated.



# COVID-19 pandemic timeline

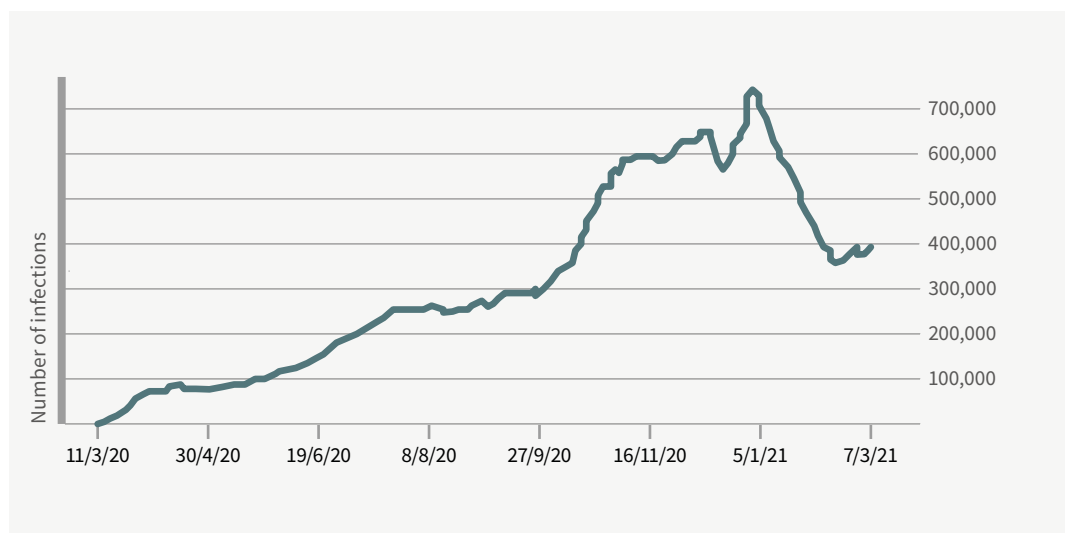
The following timeline presents the major milestones during the COVID-19 pandemic.



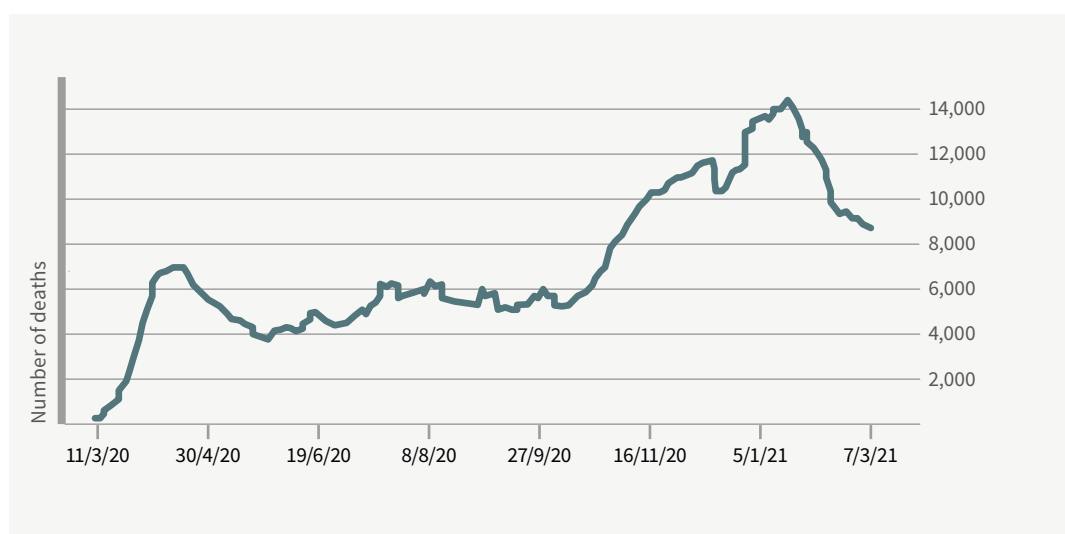
# The impact of COVID-19

The following charts depict the confirmed daily COVID-19 cases and deaths for the world in the past twelve months. The data and charts are courtesy of Our World in Data by the University of Oxford and the Global Change Data Lab. The charts show a steep rise in deaths and cases in March and April last year. Fatalities from the disease then tail off between May and September (confirmed cases increased during these months as countries expanded their testing operations). During the second wave of COVID-19, fatalities and deaths rose rapidly from October, with both figures reaching their apex in December and January. Since then, both cases and deaths have fallen. Mainly due to severe lockdowns being initiated in the new year and the rolling out of vaccination programmes.

## Daily new confirmed COVID-19 cases



## Daily new confirmed COVID-19 deaths



Data from—[Our World in Data](https://ourworldindata.org/covid-cases)

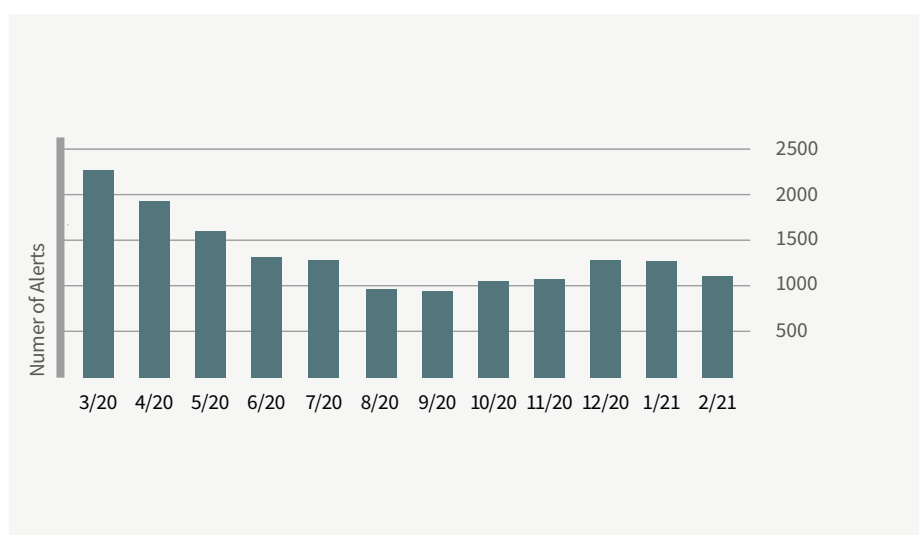
# Alert Messaging



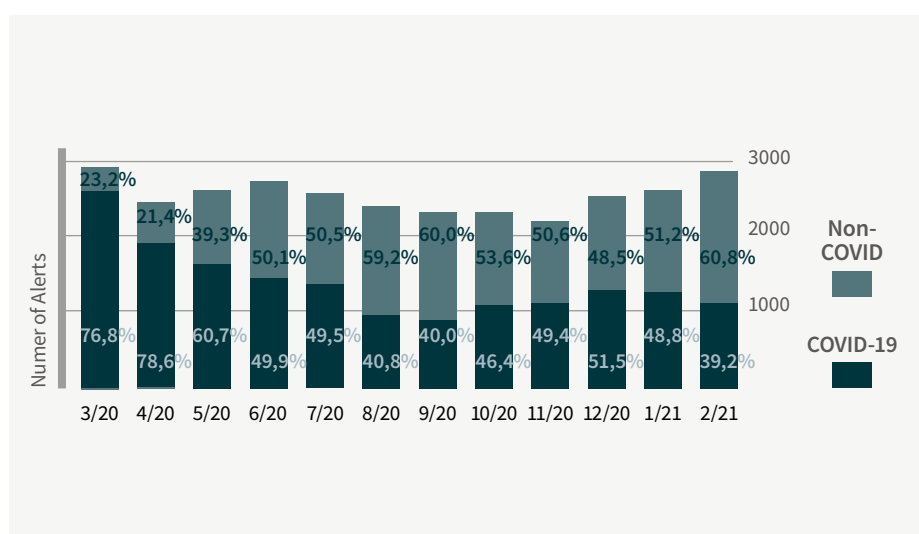
Riskline Alert messaging operates 24/7/365. Each Alerts contains essential intelligence, practical advice and precise geographic data about risks to traveller safety or impacts on travel plans.

In the past 12 months we have sent out 13,185 alerts about COVID-19. During that time, Europe (4,365) has had the most COVID-19 related alerts across the Riskline assessed regions. Followed by the Americas (3,698), Asia and the Pacific (3,227), the Middle East and North Africa (1,452), and Sub-Saharan Africa (1,085).

## Total number of COVID-19 alerts sent per month



## Share of COVID-19 and other alerts



# Special Report



Special Reports are in-depth assessments of ongoing security situations and travel issues. We publish reports for high-risk geographic areas, political and security crises and persisting travel disruptions, such as international disease outbreaks and weather related disruptions.

The COVID-19 Special Report was first published on 22 January 2020 to provide an in-depth report on the outbreak in China and nearby countries. By April 2020, this report combined all existing COVID-19 related reports in one place. Updated daily, the Special Report is now 458 pages in length, and provides COVID-19 risk assessments and travel restrictions for all 225 countries or territories assessed by Riskline.

# Microsite



Riskline's microsite features all the information contained in the COVID-19 Special Report, as well as interactive global and regional maps, real-time COVID-19 related Alerts, and other critical intelligence about the pandemic.

We have made several enhancements to our [COVID-19 microsite](#) in the last six months. This includes adding sections on airline supplier policies, tracking/tracing app availability for each country and territory, as well as local testing requirements.

In many countries there are regional variations in COVID-19 infections and measures. To help our users navigate these sub-national complexities, we added city and regional reports to our COVID-19 microsite.

The regional reports include detailed information on infection rates, masks, quarantines and the impact on domestic travel. The regional reports are available for the United States, Canada, France, Spain and Australia, supporting the regional maps that we have for these nations. We also added COVID-19 reports for 250+ cities. These city reports detail the overall situation, as well as providing a COVID-19 risk rating. Additionally for the United States, we introduced a quarantine rules tool for interstate travel.

# COVID-19 Travel and Safety Report

In May 2020 we published the first edition of our [COVID-19 Travel and Safety Report: Navigating Travel in a Post-Pandemic World](#). The report highlighted some of the new regulations and health guidance that had been implemented as a result of the pandemic and those that were planned. The document was later incorporated into our COVID-19 Microsite and has since been updated on a monthly basis, ensuring travellers have access to the latest information and advice on what to expect while travelling.

## Informer



The Riskline Informer is a series of analytical or industry related pieces interpreting and forecasting key political, security and social issues affecting global affairs.

Since COVID-19 was declared a pandemic, we have published over 50 articles pertaining to the pandemic. In that 12 month period, our 5 most read informers were all related to COVID-19:

- 1 [2021 Forecast](#)
- 2 [Imagining travel in a post-coronavirus world](#)
- 3 [Five countries that are on the way to improve from COVID-19](#)
- 4 [Why you still need travel risk intelligence even when the world stops travelling](#)
- 5 [How the outbreak has affected the world of sports](#)

We also created a video series titled [Dispatches from the Pandemic](#). In the videos, Riskline staff, associates and partners shared their personal experiences of the COVID-19 pandemic and their thoughts on what the future might hold.

# Supporting our Partners and the Travel Industry

The COVID-19 pandemic has affected everyone, not just our clients and partners. Therefore, we felt it was our duty as a world-class travel risk intelligence company to assist the wider travelling community. One of the ways that we have done this is through education on the importance of duty of care.

Since May 2020, our COVID-19 content has been integrated within [Amadeus Mobile Messenger](#), Amadeus IT Group's risk management solution for corporations. We also help CTM deliver the latest intelligence on evolving COVID-19 restrictions and measures to travel managers on their platform.

Some of our COVID-19 information is publicly available on tools by American Express Global Business Travel (AMEX GBT), and TripIt by SAP Concur. AMEX GBT's [Travel Vitals™](#) is a dynamic web-based tool that provides users with consistent and pertinent travel information throughout GBT's technology and services. Information, including destination risk ratings, is sourced by Riskline.

TripIt's [COVID-19 guidance tool](#) shows travellers the latest COVID-19 travel guidelines, restrictions, and requirements – alongside infection rates – all sourced by Riskline for the destinations they are visiting. Once a trip is booked, travellers are able to easily see the COVID-19 information, which helps to keep travellers informed as possible.





# Let's get your travel plans back on track!

Riskline is a world-class travel risk intelligence company. We provide real-time alert messaging, country and city risk assessments and COVID-19 intelligence to fulfil duty of care requirements before and during travel, through a web portal and APIs.

Trusted by global travel management companies, small businesses and everyone in between, we build reliable travel risk solutions tailored to specific needs.

In business since 2007, Riskline is a privately owned company operating 24/7 with a geographically-distributed team in more than 15 countries and across 11 different time zones.

“

If your Duty of Care doesn't stop where COVID-19 ends, contact us to schedule a demo.

